



lumini Solucoes em Iluminacao LTDA
www.lumini.com.br
Email: laboratorio@lumini.com.br
Tel: +55 11 3437-5555 Fax: +55 11 3437-5555
Address: Rua Ferreira Viana, 716 - Socorro - São Paulo/SP

lumini

LumCAT:

Luminaire: no frame led darklight 8 serie 2 e fc

LampCAT: modulo led 3W 30K irc 90

Ballast type: led driver 700mA

Report No:

Voltage(V): 127.0000

Test No:

Current(A): 0.0330

Number of Lamps: 1

Power (W): 4.0500

Lamp flux(lm): 395.0

PF: 0.9900

Length(mm): 80

Width(mm): 25

Phm Type: C

Height(mm): 0

Photometric Results

Lumens(lm): 312.44, Efficiency(%): 79.10% , Luminous Efficacy(lm/W): 77.15

Central intensity(cd): 1663.398, Maximum intensity(cd): 1663.398

Angle of maximum intensity: $C=0.0$ $\gamma=0.0$

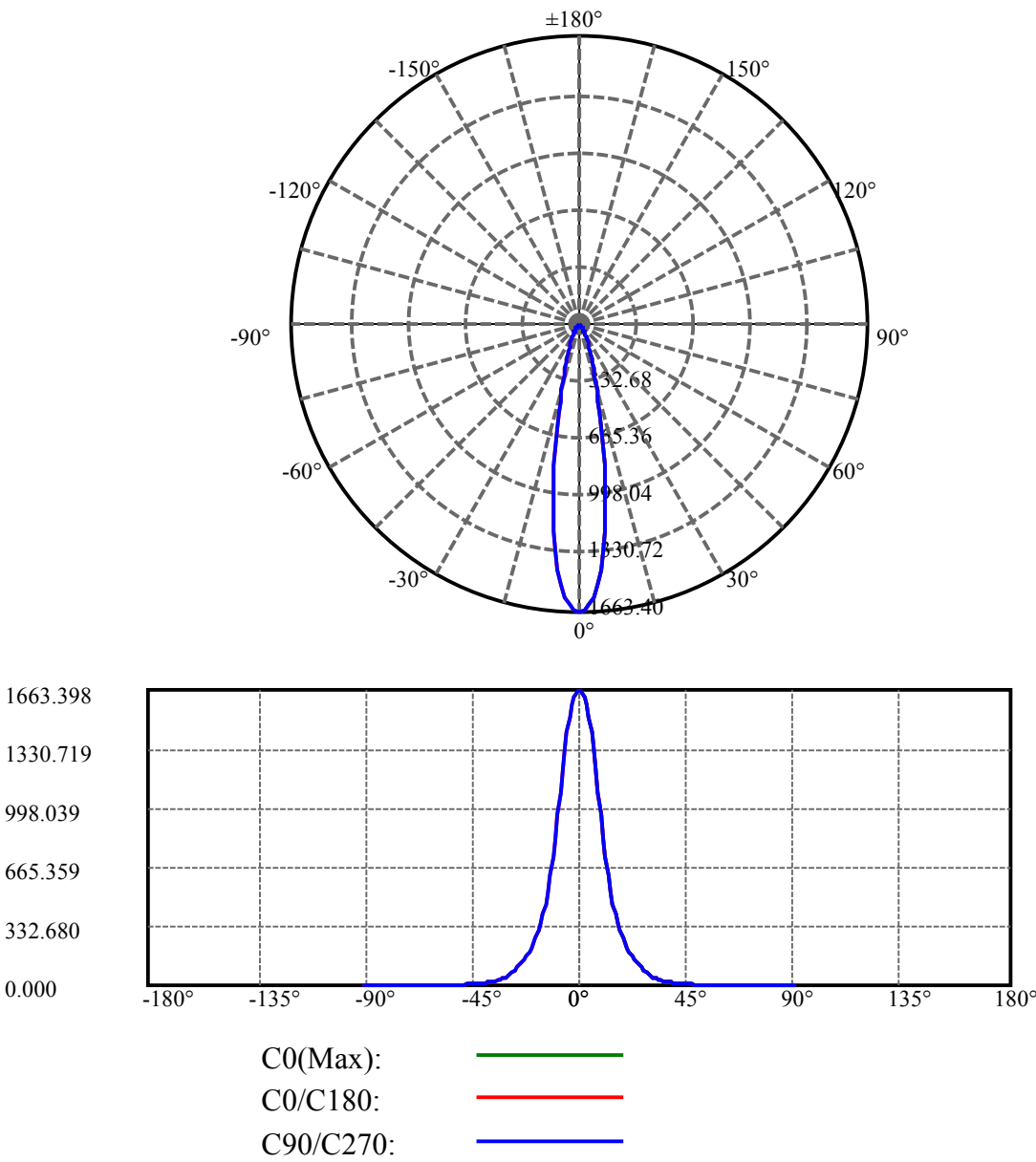
Beam angle of C0 plane : 19.92

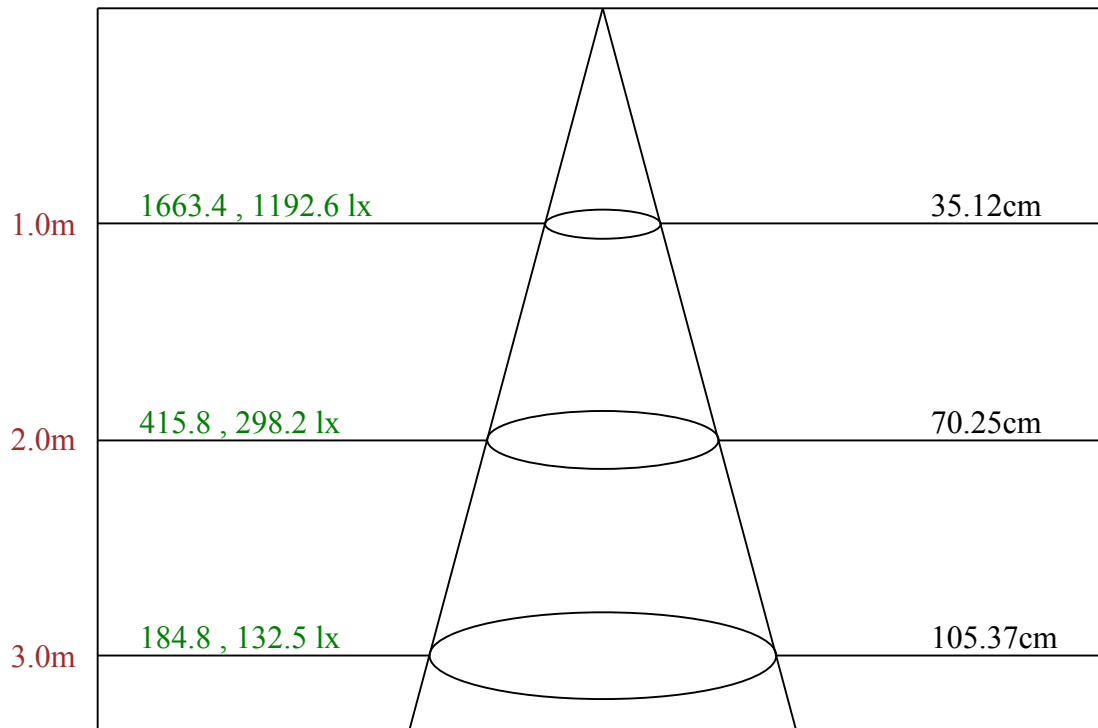
Average BeamAngle(IEC 61341): 19.92

Equipment: equipamento lumini
Temperature(°C): 25.5

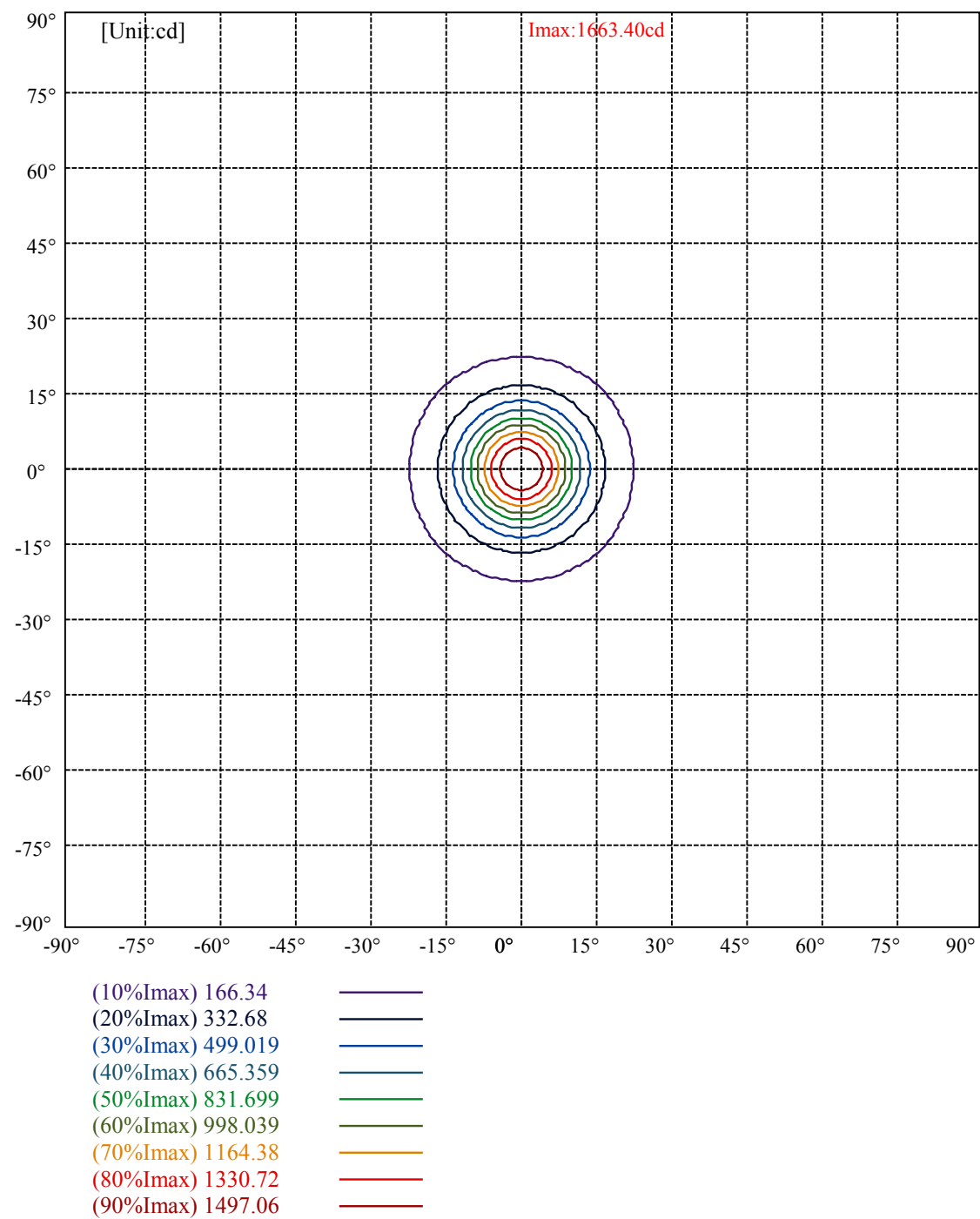
Date: 7/24/2024
Humidity(%): 55.0%

Operator: 01
Distance(m): 6.90





Max , Ave Beam angle of C0 plane 19.92



lumini

Luminance Limiting Curve(no luminous side)

Appendix Page: 5 Total:5

Luminance Table

γ	45	50	55	60	65	70	75	80	85
C0	4873	3157	1982	1476	1394	1479	1748	2570	4916
C45	4873	3157	1982	1476	1394	1479	1748	2570	4916
C90	4873	3157	1982	1476	1394	1479	1748	2570	4916

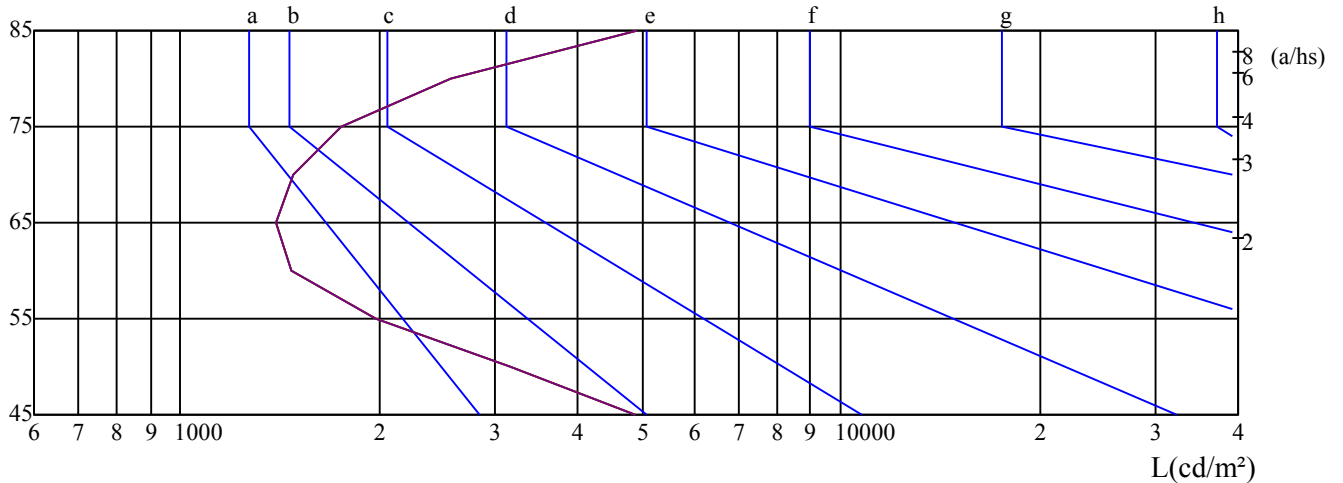
L(Hor)(65)	L(Ver)(65)	L45(65)	L(Hor)(75)	L(Ver)(75)	L45(75)	L(Hor)(85)	L(Ver)(85)	L45(85)
1394	1394	1394	1748	1748	1748	4916	4916	4916

Glare Table

Glare	Quality	Service Values Illuminance(lx)							
1.15	A	2000	1000	500	≤ 300				
1.5	B		2000	1000	500	≤ 300			
1.85	C			2000	1000	500	≤ 300		
2.2	D				2000	1000	500	≤ 300	
2.55	E					2000	1000	500	≤ 300
		a	b	c	d	e	f	g	h

Luminance Limiting Curve

$\gamma(^{\circ})$



C0 ———

C45 ———

C90 ———

Equipment: equipamento lumini
Temperature($^{\circ}$ C): 25.5

Date: 7/24/2024
Humidity(%): 55.0%

Operator: 01
Distance(m): 6.90